



DISEASE EPIDEMIOLOGY PROGRAM

Acute Respiratory Disease Surveillance Summary

Ft Benning: 12 September 2019 – 12 September 2020

DEFINITIONS:

ARD Rate=(ARD cases/Trainees) *100

Strep Rate=(Strep Cultures (+)/Cultures) *100

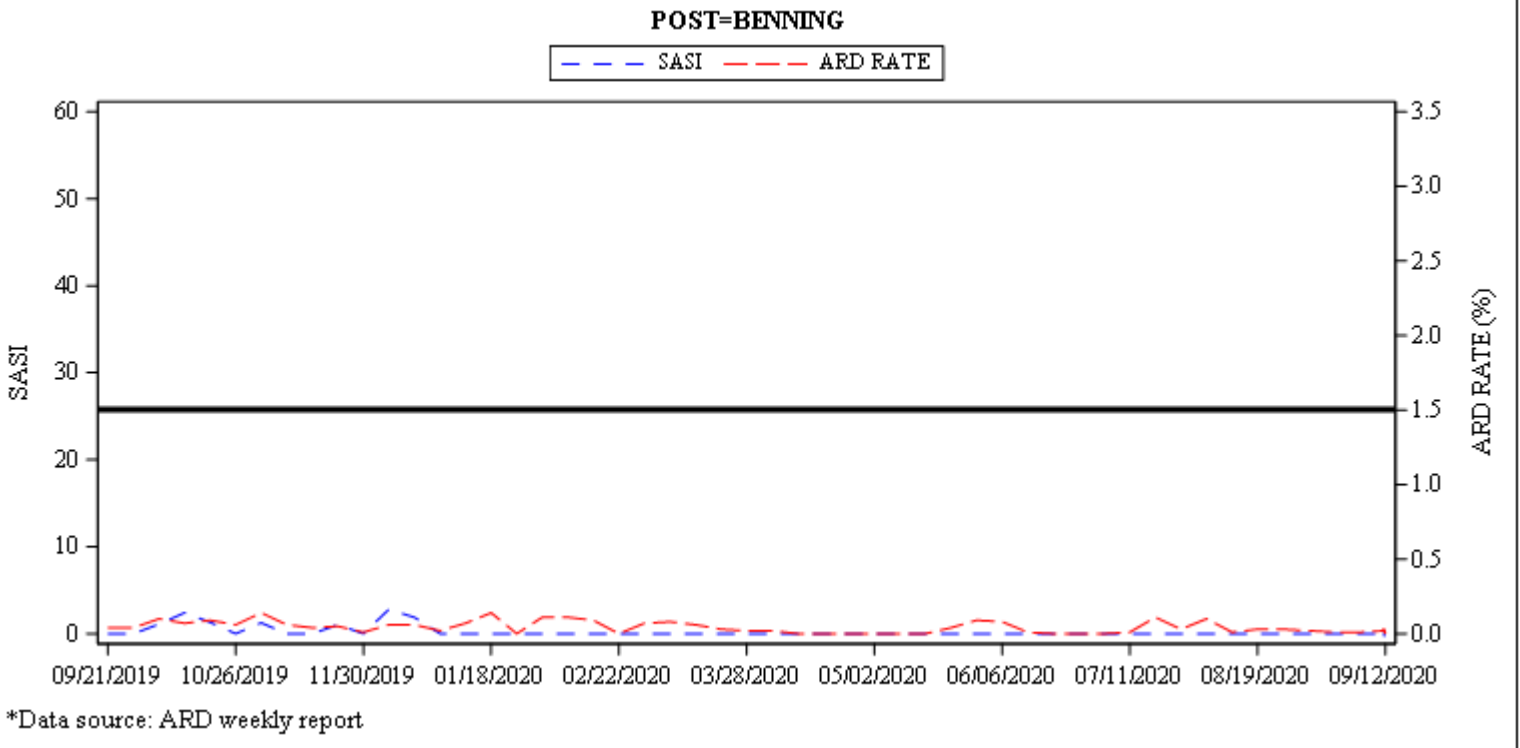
Strep-ARD Surveillance Index (SASI)=(ARD Rate*Strep Rate)

Strep Testing Compliance (STC) =% of ARD cases tested for Strep at each site (those sites highlighted red are at less than 60% compliance)

NOTE: The ARD and strep rates are for febrile cases only. An ARD case is defined as a trainee with an oral temperature of at least 100.5° F, at least one symptom of acute respiratory inflammation, and a limited duty profile signed by the examining medical provider which limits or restricts duty for at least 8 hours.

	ARD Rate	SASI	STC
Benning	0.02 (↑)	0.00 (↔)	100%
Leonard Wood	0.04 (N/A)	0.00 (N/A)	50%
Jackson	N/A (N/A)	N/A (N/A)	N/A
Sill	N/A (N/A)	N/A (N/A)	N/A

Summary comparison to previous week
 ↑=Increase ↓=Decrease ↔=No Change N/A=Undefined



Males			
Unit Strength	ARD Cases	Strep Test Done	Strep Positive
8450	2	2	0

Females			
Unit Strength	ARD Cases	Strep Test Done	Strep Positive
89	0	0	0



DISEASE EPIDEMIOLOGY PROGRAM

Acute Respiratory Disease Surveillance Summary

Ft Leonard Wood: 12 September 2019 – 12 September 2020

DEFINITIONS:

ARD Rate=(ARD cases/Trainees) *100

Strep Rate=(Strep Cultures (+)/Cultures) *100

Strep-ARD Surveillance Index (SASI)=(ARD Rate*Strep Rate)

Strep Testing Compliance (STC) =% of ARD cases tested for Strep at each site (those sites highlighted red are at less than 60% compliance)

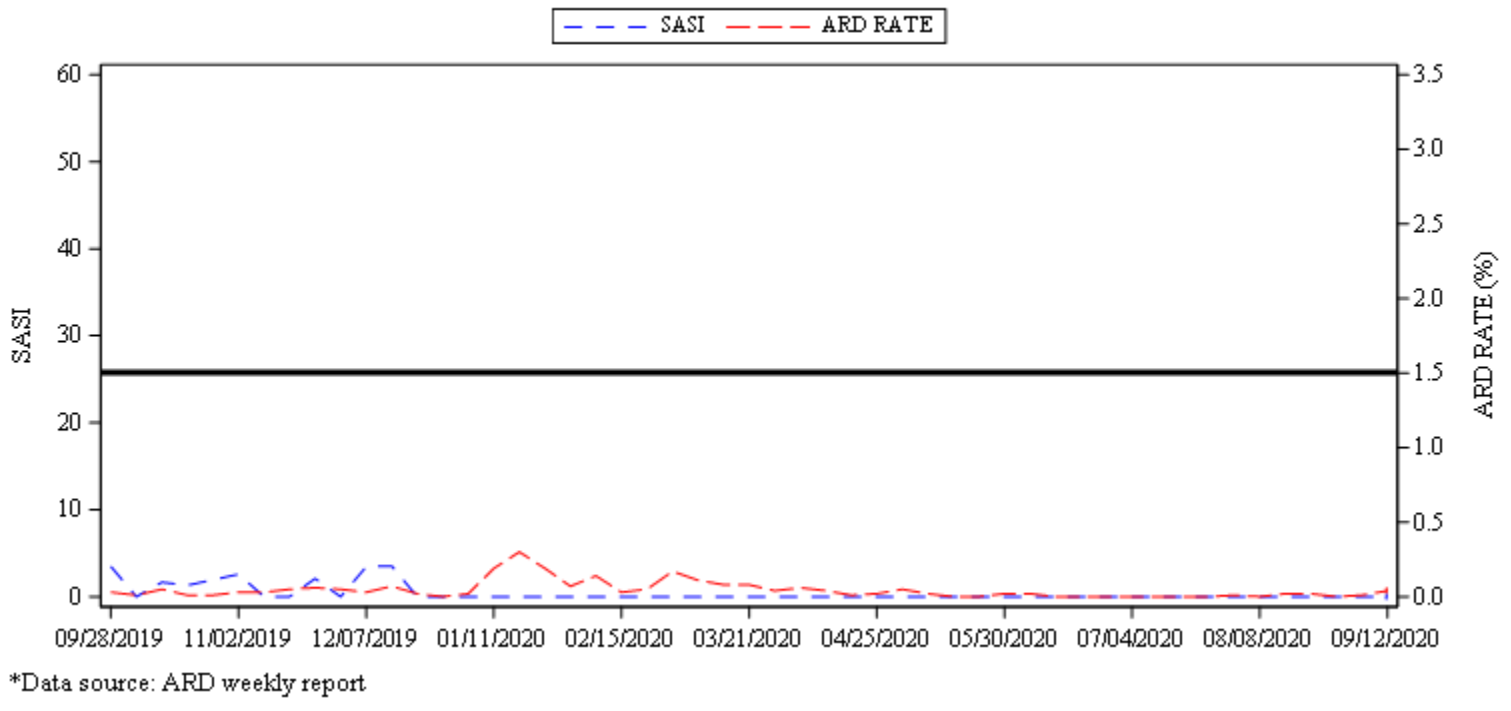
NOTE: The ARD and strep rates are for febrile cases only. An ARD case is defined as a trainee with an oral temperature of at least 100.5° F, at least one symptom of acute respiratory inflammation, and a limited duty profile signed by the examining medical provider which limits or restricts duty for at least 8 hours.

	ARD Rate	SASI	STC
Benning	0.02 (↑)	0.00 (↔)	100%
Leonard Wood	0.04 (N/A)	0.00 (N/A)	50%
Jackson	N/A (N/A)	N/A (N/A)	N/A
Sill	N/A (N/A)	N/A (N/A)	N/A

Summary comparison to previous week

↑=Increase ↓=Decrease ↔=No Change N/A=Undefined

POST=FLW



Males			
Unit Strength	ARD Cases	Strep Test Done	Strep Positive
6605	2	2	0

Females			
Unit Strength	ARD Cases	Strep Test Done	Strep Positive
2505	2	0	0



DISEASE EPIDEMIOLOGY PROGRAM

Acute Respiratory Disease Surveillance Summary

Ft Jackson: 12 September 2019 – 12 September 2020

DEFINITIONS:

ARD Rate=(ARD cases/Trainees) *100

Strep Rate=(Strep Cultures (+)/Cultures) *100

Strep-ARD Surveillance Index (SASI)=(ARD Rate*Strep Rate)

Strep Testing Compliance (STC) =% of ARD cases tested for Strep at each site (those sites highlighted red are at less than 60% compliance)

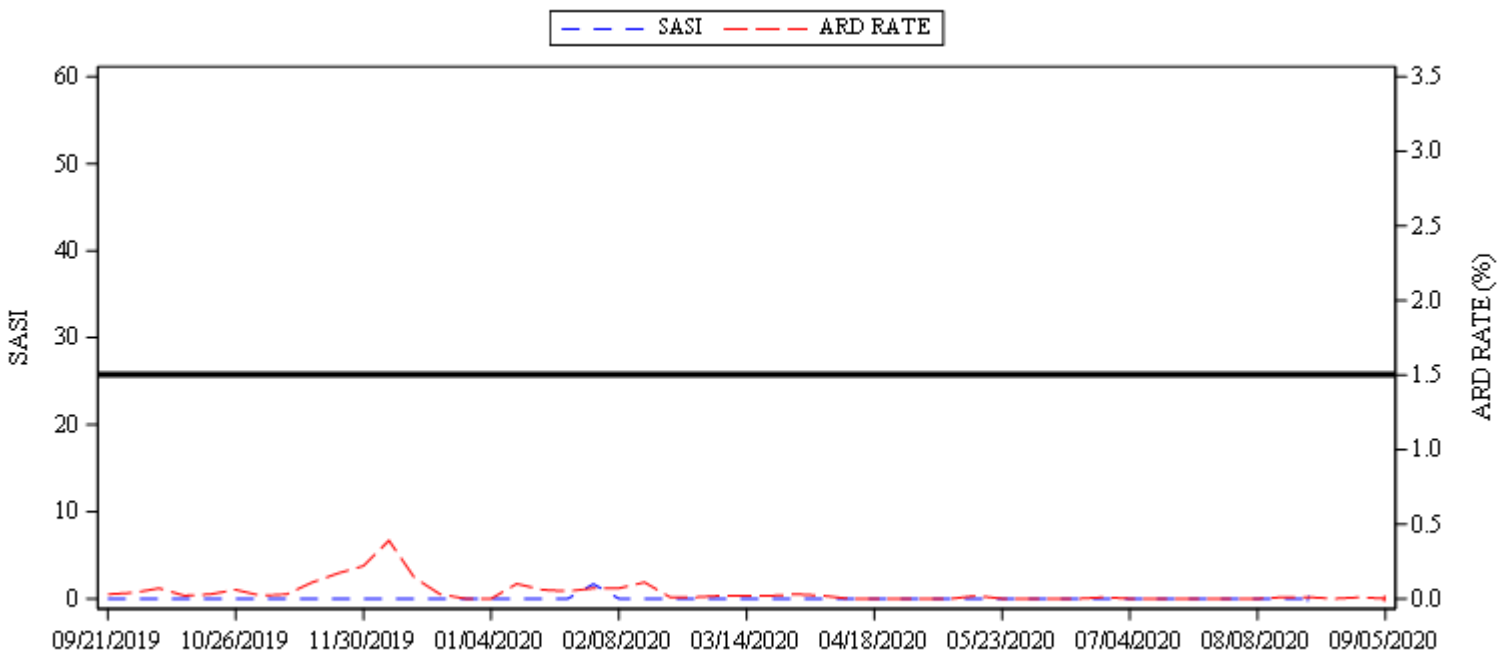
NOTE: The ARD and strep rates are for febrile cases only. An ARD case is defined as a trainee with an oral temperature of at least 100.5° F, at least one symptom of acute respiratory inflammation, and a limited duty profile signed by the examining medical provider which limits or restricts duty for at least 8 hours.

	ARD Rate	SASI	STC
Benning	0.02 (↑)	0.00 (↔)	100%
Leonard Wood	0.04 (N/A)	0.00 (N/A)	50%
Jackson	N/A (N/A)	N/A (N/A)	N/A
Sill	N/A (N/A)	N/A (N/A)	N/A

Summary comparison to previous week

↑=Increase ↓=Decrease ↔=No Change N/A=Undefined

POST-JACKSON



*Data source: ARD weekly report

Males			
Unit Strength	ARD Cases	Strep Test Done	Strep Positive
N/A	N/A	N/A	N/A

Females			
Unit Strength	ARD Cases	Strep Test Done	Strep Positive
N/A	N/A	N/A	N/A



DISEASE EPIDEMIOLOGY PROGRAM

Acute Respiratory Disease Surveillance Summary

Ft Sill: 12 September 2019 – 12 September 2020

DEFINITIONS:

ARD Rate=(ARD cases/Trainees) *100

Strep Rate=(Strep Cultures (+)/Cultures) *100

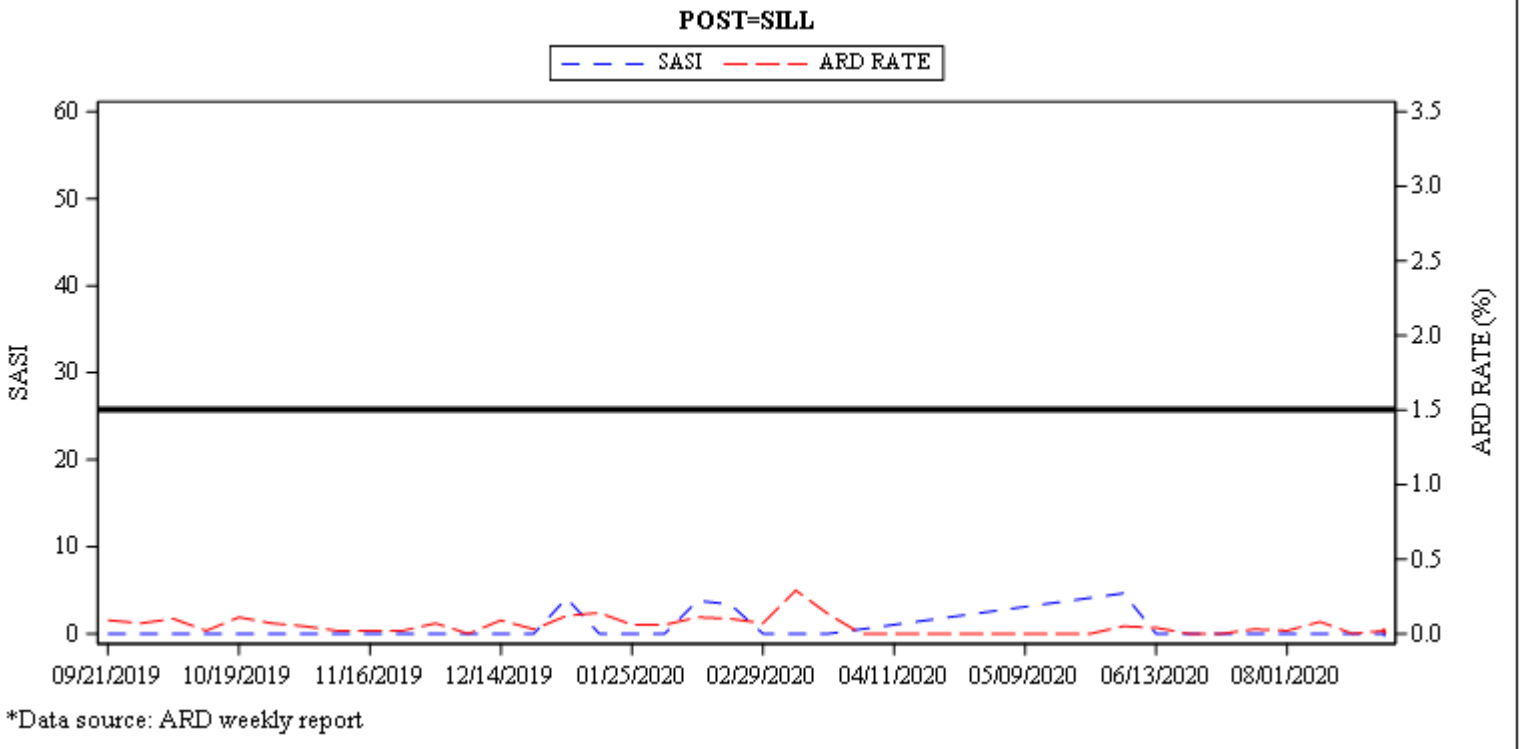
Strep-ARD Surveillance Index (SASI)=(ARD Rate*Strep Rate)

Strep Testing Compliance (STC) =% of ARD cases tested for Strep at each site (those sites highlighted red are at less than 60% compliance)

NOTE: The ARD and strep rates are for febrile cases only. An ARD case is defined as a trainee with an oral temperature of at least 100.5° F, at least one symptom of acute respiratory inflammation, and a limited duty profile signed by the examining medical provider which limits or restricts duty for at least 8 hours.

	ARD Rate	SASI	STC
Benning	0.02 (↑)	0.00 (↔)	100%
Leonard Wood	0.04 (N/A)	0.00 (N/A)	50%
Jackson	N/A (N/A)	N/A (N/A)	N/A
Sill	N/A (N/A)	N/A (N/A)	N/A

Summary comparison to previous week
 ↑=Increase ↓=Decrease ↔=No Change N/A=Undefined



Males			
Unit Strength	ARD Cases	Strep Test Done	Strep Positive
N/A	N/A	N/A	N/A

Females			
Unit Strength	ARD Cases	Strep Test Done	Strep Positive
N/A	N/A	N/A	N/A